

FEBRUARY 2012

Toddlers



first look

Curriculum for Preschoolers

February 2012



We want preschoolers to take a first look at who God is and understand...



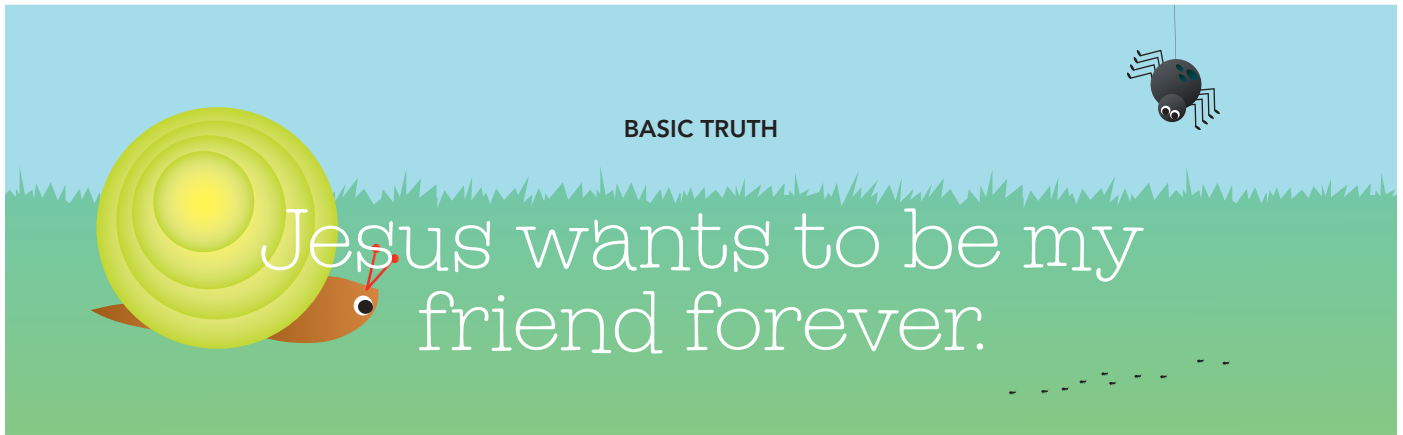
Editor in Chief: Kathy Hill
Copy Editor: Wendi Zebell
Curriculum Writers: Autumn Ward, Kathy Hill, Ashley Hiers, Gina Napier
Illustrator: Jodi Blackwell
Graphic Designer: Elloa Davis
FL Creative Team: Sue Miller, Lois Pallansch, Kathy Hill, Kendra Fleming, Autumn Ward, Ashley Hiers
Chief Executive Officer: Reggie Joiner
Chief Operating Officer: Reggie Goodin
Executive Director: Sue Miller
Technical and Web Support: Hadley Brandt
Partner Support: Deb Springer

Scripture quotations marked (NIV) are taken from the HOLY BIBLE, NEW INTERNATIONAL VERSION®. NIV®. Copyright©1973, 1978, 1984 by International Bible Society. Used by permission of Zondervan. All rights reserved.

These resources are intended to be downloaded and printed for use by the subscribing entity only and may not be electronically transferred to or duplicated by other non-subscribing entities. Any unauthorized reproduction of this material or incorporation into a new work is a direct violation of US copyright laws. © 2012 First Look. All rights reserved.

"STATEMENT OF FAITH" USER AGREEMENT

The reThink Group, Inc. gladly grants permission to churches, schools, and other licensees to tailor First Look™ materials to fit their unique leadership requirements, locale and format preferences, and physical environment needs. However, if you wish to edit the content substantively, including Bible stories, learning activities, scripts, and any other content in which biblical principles and concepts are presented, you are obligated to do so within the doctrinal guidelines we've expressed in our Statement of Faith.



BASIC TRUTH

Jesus wants to be my friend forever.

BASIC TRUTH:
Jesus wants to be my friend forever.

BOTTOM LINE:
I love God.

BIBLE WORDS:
"Love God with all your heart,"
(Matthew 22:37, NIV).

Toddler classrooms are one of the most unique places in the church. Between the diaper changes, snacking, and rocking, there are small windows of playtime that are an amazing opportunity to teach children about their loving heavenly Father. This curriculum is designed to bridge the gap as your young toddlers move from the baby room towards the twos.


Here's an overview of what you'll be teaching toddlers this month.

Monthly Playtimes

- Ring of Friends
- Slow Rise
- Ring of Love
- Popping Bubbles

Supplies

- Bubbles
- Ring stacker






Basic Truth:
Jesus wants to be my friend forever.

Bottom Line:
I love God.

Bible Words:
"Love God with all your heart,"
(Matthew 22:37, NIV).

We have provided four playtimes to teach the monthly bottom line through one-on-one as well as small group play. Repeat each activity as long as there is interest. Remember, toddlers LOVE repetition.

These toddler playtimes have also been produced as posters available at www.therethinkstore.org for you to hang on the wall for easy reference.



Monthly Playtimes

1. Ring of Friends

What You Do: Stand in a circle holding hands with several toddler friends. Sing the following rhyme to the tune of "Ring Around the Rosie" while walking in a circle. Repeat as desired.

What You Say: "Friends, come and hold hands with me! Let's walk in a circle while we sing my special song.
I love God.
I love God.
I love God with all my heart.
We all fall down!"

2. Slow Rise

What You Do: Gather toddler friends around you. Begin by touching your toes and say I. Next, touch your knees and say, love. Finally, raise your hands above your head and say God. Repeat as often as there is interest.

What You Say: "Hey everybody. Did you know that Jesus cares about you and you and you and you? That's right. He does! Does everyone have a shaker? Let's do the Cha-cha.
Jesus cares about you.
Jesus cares about you.
Jesus cares about you.
Yeah!"

3. Ring of Love

What You Need: Ring stacker

What You Do: Gather a few toddler friends together to play with the ring stacker toy. Each time a child puts on a ring, say, "I love God."

What You Say: "Let's play with this toy together. Can you put a ring on? I love God. Good job! I love God. Yeah, I love God!" [Clap.]

4. Baby Care

What You Need: A bubble machine or bubble solution and a bubble wand.

What You Do: Make one Small Group Leader responsible for blowing bubbles while other Small Group Leaders help the children pop the bubbles. Each time you pop a bubble, say a word. Allow the children to pop bubbles at their own pace.

What You Say: "Let's pop some bubbles! Every time we pop a bubble, we'll tell God we love Him. I [pop] love [pop] God [pop]. Bubbles are so much fun! Yeah, I love God! And God loves you, too."